



SOVEREIGN 15-250

BASS DRIVER

15" / 381 mm CHASSIS DIAMETER	250 W (A.E.S.) AES POWER HANDLING	40 Hz - 3 kHz FREQUENCY RESPONSE	2.0" / 50.8 mm COPPER VOICE COIL	97 dB SENSITIVITY (1W/ 1m)	4.35 mm Xmax
----------------------------------	--------------------------------------	-------------------------------------	-------------------------------------	-------------------------------	--------------

- Bass driver optimised for use in 2 way sealed enclosures.
- Optimised cone pulp offering increased strength, durability and performance.

ELECTRO ACOUSTIC SPECIFICATIONS

Nominal Chassis Diameter	15" / 381 mm
Impedance	8 Ohm
Power Handling	250 W (A.E.S.)
Peak Power (6dB Crest Factor)	1000 W (A.E.S.)
Usable Frequency Range -6dB	40 Hz - 3 kHz
Sensitivity (1 w - 1 m)	97 dB
Moving Mass inc. Air Load	90 grams
Minimum Impedance Zmin	7.1 Ω
Effective Piston Diameter	15.03" / 381.76 mm
Magnet Weight	34 oz
Magnetic Gap Depth	0.31" / 7.87 mm
Flux Density	1 Tesla
Coil Winding Height	0.59" / 14.98 mm
Voice Coil Diameter	2.0" / 50.8 mm

MOUNTING / SHIPPING INFORMATION

Overall Diameter	15" / 381 mm
Width Across Flats	N/A
Flange Height	0.35" / 8.89 mm
Baffle Hole Diameter F/M	13.85" / 351.79 mm
Baffle Hole Diameter R/M	13.85" / 351.79 mm
Gasket Supplied	Front & Rear
Outer Fixing Holes	8x Ø 6.35 mm on 14.56" / 369.2 mm PCD
Inner Fixing Holes	N/A
Depth	6.65" / 168.91 mm
Weight	7.38 lb / 3.35 kg
Recommended Enclosure Volume	1.76 - 4.41 cu ft / 50 - 125 Litres
Shipping Weight	10.13 lb / 4.60 kg
Packing Carton Dimensions	(W) 410 (D) 410 (H) 210 mm

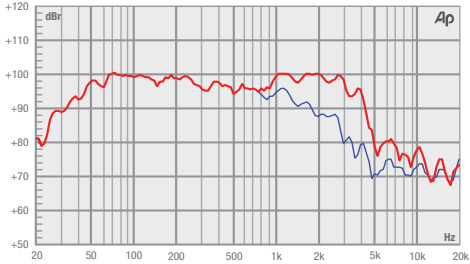
THIELE SMALL PARAMETERS

FS Hz	43 Hz
RE Ohms	6.2 Ω
Qms	7.180
Qes	0.810
Qts	0.730
Vas Ltr	144.00 Litres
Vd Litres	0.247 Litres
CMS (mm/N)	0.140 mm/N
BL T/m	13.72 T/m
Mms (grms)	90 grams
Xmax (mm)	4.35 mm
Sd (cm²)	853 cm²
Efficiency %	1.590%
Le (1k Hz)	1.80 mH
EBP	53.09 Hz

MATERIALS OF CONSTRUCTION

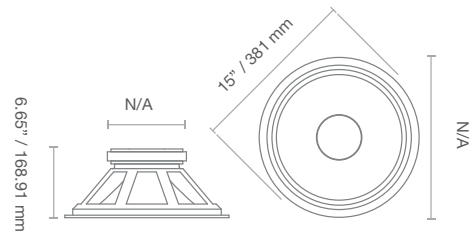
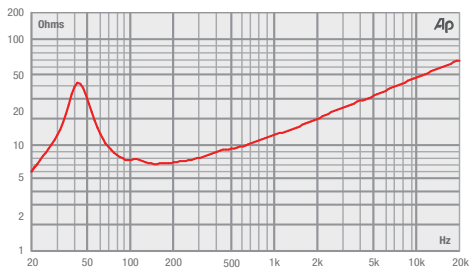
Former Material	Glass Fibre
Voice Coil	Copper
Magnet Material	Ferrite
Chassis	Pressed Steel
Cone	Paper
Surround / Edge Termination	Polyvinyl Damped Dbl. Half Roll Linen
Dust Dome	Paper
Connectors	Solder Tag
Polarity	Positive voltage at red terminal causes forward motion of cone

FREQUENCY RESPONSE DATA*



† Half space response measured in a 975 Litre sealed box.

IMPEDANCE



* Please enquire about alternative impedances.

* A.E.S. power handling test. Pink noise bandpass filtered at 12 dB per octave with cutoff frequencies of 40 Hz and 400 Hz. Driver mounted in free air, test signal applied at rated power for two hours.

* Please note that the frequency response measurements are supplied for comparison only and are not a measure of the low frequency performance which may be achieved in a fully optimised system.