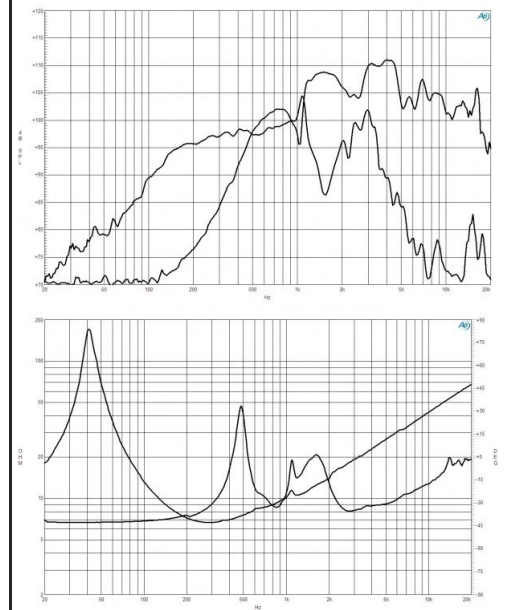




12HCX76

Coaxials - 12.0 Inches

700 W continuous program power capacity
60°x40° nominal coverage
45 - 18000 Hz response
99 dB sensitivity
Single Neodymium magnet assembly
Modified exponential horn flare for improved acoustic loading and controlled coverage
33 mm (1.3") HF unit exit diameter



Specifications

Nominal diameter	320 mm (12.0 in)
Nominal impedance	8 Ω
Minimum impedance lf	6.7 Ω
Minimum impedance hf	8.0 Ω
Frequency range	45 - 18000 Hz
Dispersion angle ¹	60°x40° °
Magnet material	Neodymium Ring

Specifications LF Unit

LF Sensitivity ²	99.0 dB
LF Nominal Power Handling ³	350 W
LF Continuous Power Handling ⁴	700 W
LF Voice Coil Diameter	76 mm (3.0 in)
LF Winding Material	Copper

Specifications HF Unit

HF Sensitivity ⁵	107.0 dB
HF Nominal Power Handling ⁶	80 W
HF Continuous Power Handling ⁷	160 W
HF Voice Coil Diameter	75 mm (3.0 in)

Specifications HF Unit

HF Winding Material	Aluminium
Diaphragm material	Titanium
Recommended crossover ⁸	1.2 kHz

Parameters

Fs	42 Hz
Re	5.0 Ω
Qes	0.2
Qms	8.0
Qts	0.19
Vas	120.0 dm ³ (4.2 ft ³)
Sd	522.0 cm ² (80.9 in ²)
ηo	4.1 %
Xmax	4.0 mm
Xvar	6.0 mm
Mms	47 g
Bl	17.6 Txm
Le	0.8 mH
EBP	210 Hz

Mounting And Shipping Info

Overall diameter	315 mm (12.4 in)
Bolt circle diameter	298 mm (11.7 in)
Baffle cutout diameter	283 mm (11.14 in)
Depth	168 mm (6.6 in)
Flange and gasket thickness	14 mm (0.55 in)
Net weight	5.2 kg (12.3 lb)
Shipping units	1
Shipping weight	7.0 kg (11.4 lb)
Shipping box	380x380x240 mm (15x15x9 in)

Service Kit

Service kit lf	RCK12HCX768
Replacement diaphragm	MMD3BTN8M

1. Included by -6 dB down points.

2. Applied RMS Voltage is set to 2.83V.

3. 2 hours test made with continuous pink noise signal (6 dB crest factor) within the range Fs-10Fs. Power calculated on rated minimum impedance. Loudspeaker in free air.

4. Power on Continuous Program is defined as 3 dB greater than the Nominal rating.

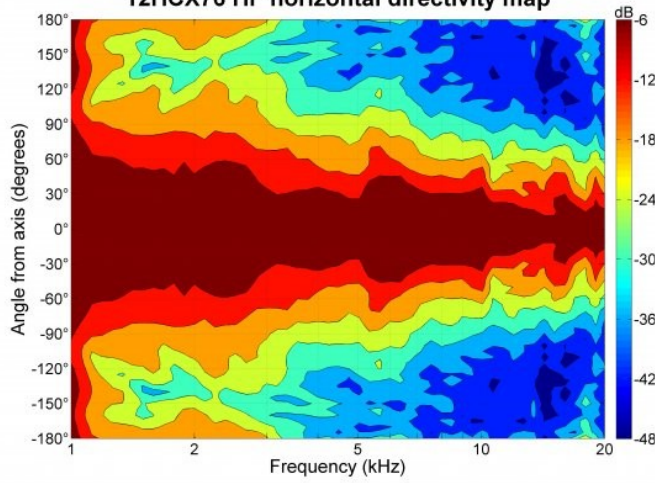
5. Applied RMS Voltage is set to 2.83V.

6. 2 hour test made with continuous pink noise signal (6 dB crest factor) within the range from the recommended crossover frequency to 20 kHz. Power calculated on rated minimum impedance. Loudspeaker in free air.

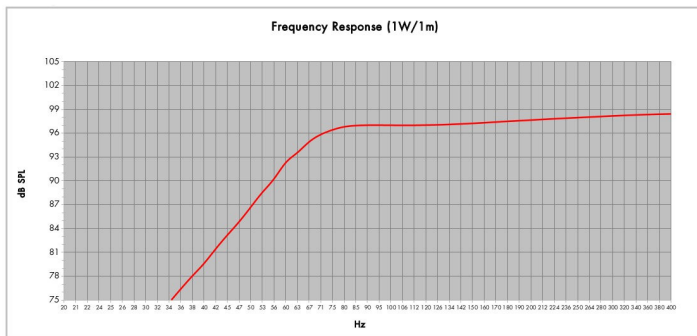
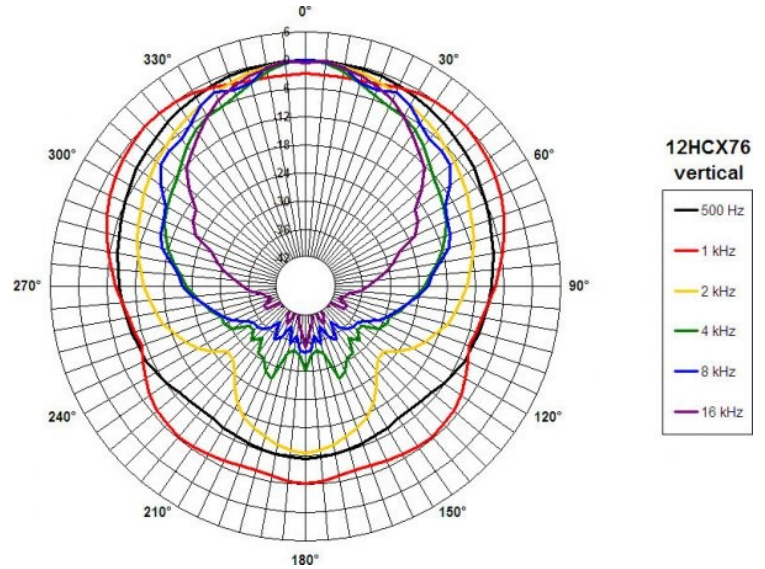
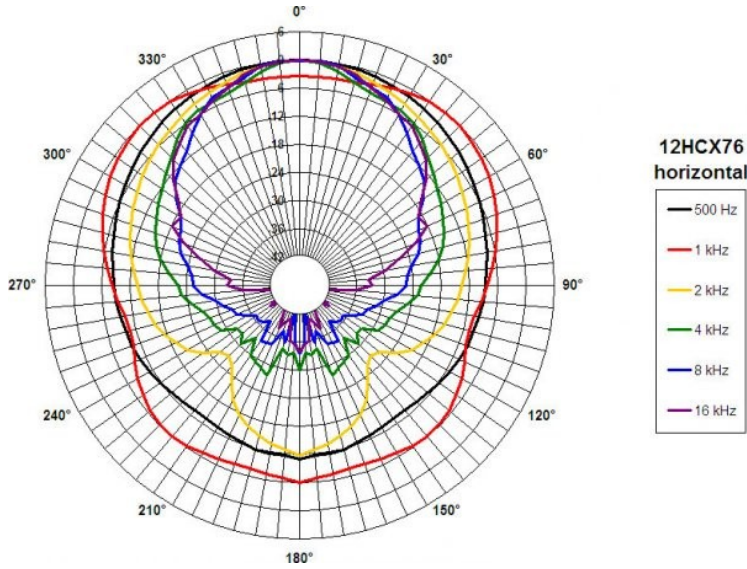
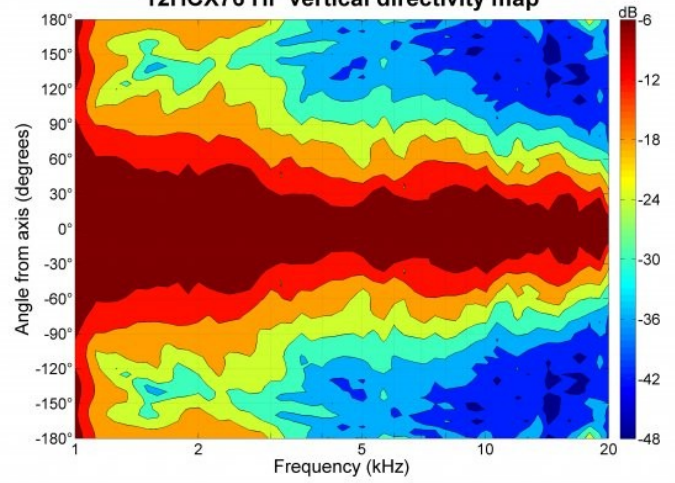
7. Power on Continuous Program is defined as 3 dB greater than the Nominal rating.

8. 12 dB/oct. or higher slope high-pass filter.

12HCX76 HF horizontal directivity map



12HCX76 HF vertical directivity map



Model: **12HCX76**
 Enclosure Type: **Bass Reflex** Configuration: **One Driver**
 Internal Net Volume (liters): **40** Q₈: **7**
 Tuning Frequency (Hz): **65** Port Area (cm²): **138.7**
 Frequency (-3 dB) (Hz): **70.9** Port Length (cm): **13.1**